

Puzzle – articulation

L'image et les pièces (grille avec images) sont à imprimer en recto-verso. **Attention**, le recto-verso doit se faire sur le bord court sinon l'image et le puzzle seront à l'envers.

 Je n'ai pas apposé le nom de ma page sur les puzzles afin de ne pas gâcher le dessin. Je vous demande donc de **respecter mon travail** en ne le **vendant pas** ou en vous l'appropriant (principes de base mais j'aime toujours le rappeler !!). Une publication a déjà été rédigée à ce sujet et a même été épinglée sur ma page : emilles idées de logopède → n'hésitez pas à aller y jeter un oeil si cela n'est pas clair 😊

Je mets tout ceci à votre disposition avec grand plaisir donc veuillez respecter mon travail en **mentionnant bien la source** si vous souhaitez le **partager** à une tierce personne, à un.e collègue ou que sais-je . . . 😊




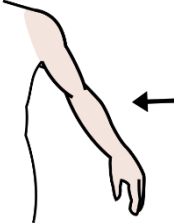

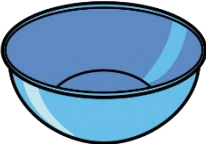

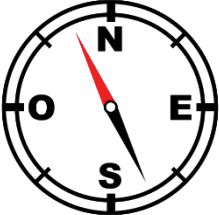







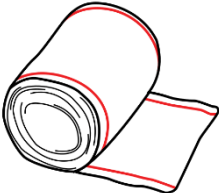

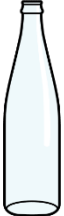


D'avance : Bon amusement !

Facebook : emilles idées de logopède

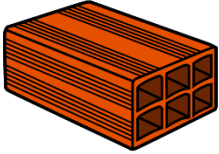




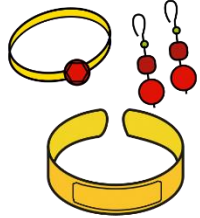

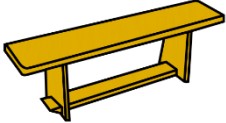







Sources des images : <https://arasaac.org/pictograms/search> ; <https://fr.freepik.com/>




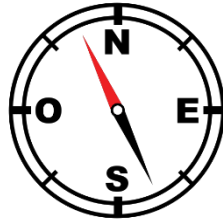


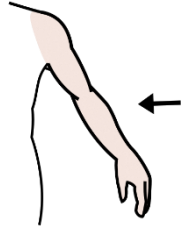
/b/ position initiale





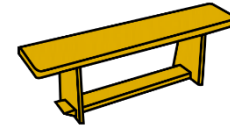

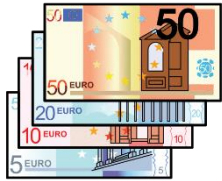


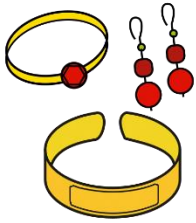

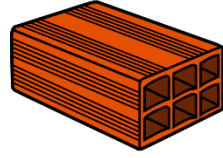






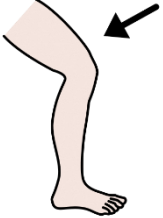



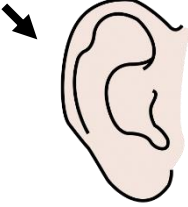


				
				
				
				





/b/ position finale



 A square illustration of a marshy area with tall green reeds growing in a shallow body of water under a light blue sky.	 A cartoon illustration of a red crab with its claws raised.	 A line drawing of a human leg from the knee down to the foot, with a black arrow pointing to the knee joint.
 A simple illustration of a glass test tube containing a blue liquid.	 A 3D illustration of a solid red cube.	 A line drawing of a white, sleeveless, knee-length dress with a fitted bodice and a flared skirt.
 A line drawing of a human ear, with a black arrow pointing to the ear canal.	 A collection of red and grey virus-like particles of various sizes, some with spikes, clustered together.	 A grey, arched gravestone with the inscription "M=LTNS" and "R.I.P." below it, and a small bouquet of white and green flowers at its base.



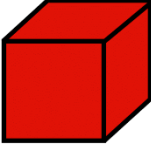

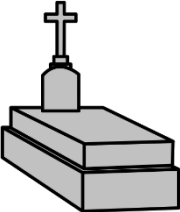

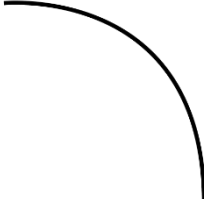




		
		
		

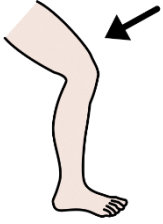







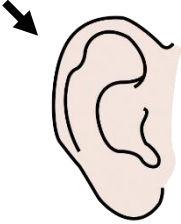
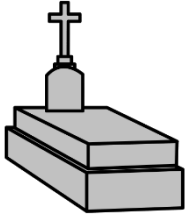

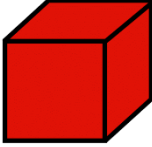

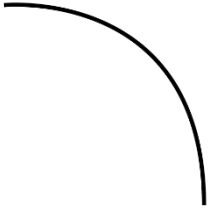





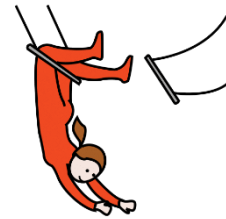



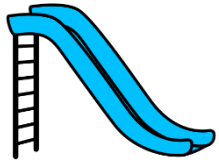
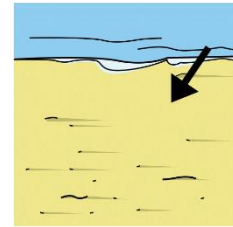

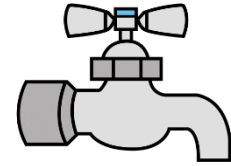
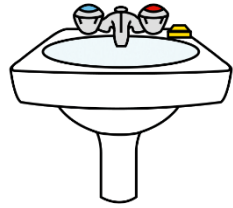
Planche 1			
			
			

Planche 2			
			
			

/b/ position médiane











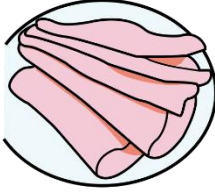



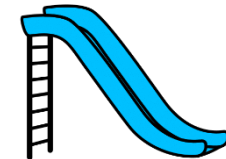




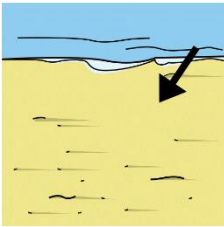
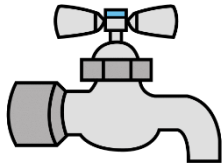


ABC...





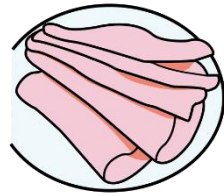





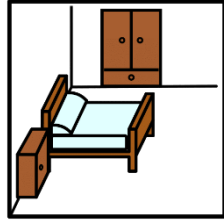





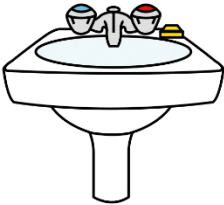
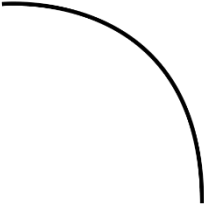


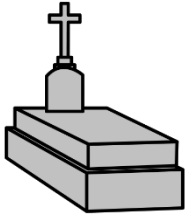






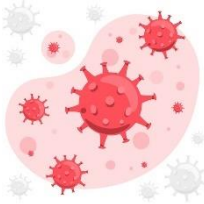


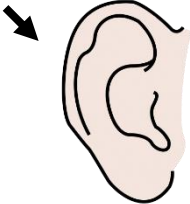




ABC...


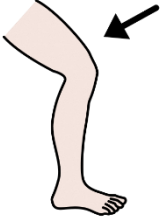






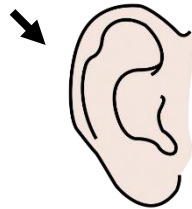


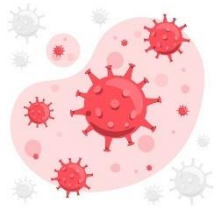

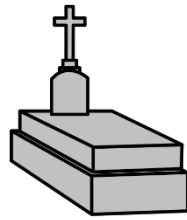



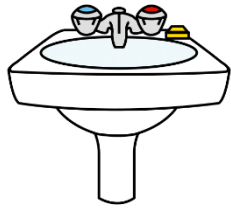
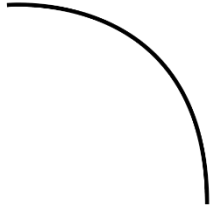





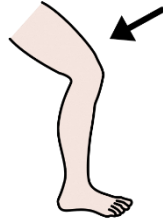
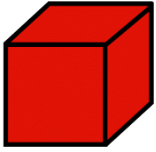


/b/ trois positions









Puzzle articulation du phonème /b/

Thème : Disney